



TOP 2:

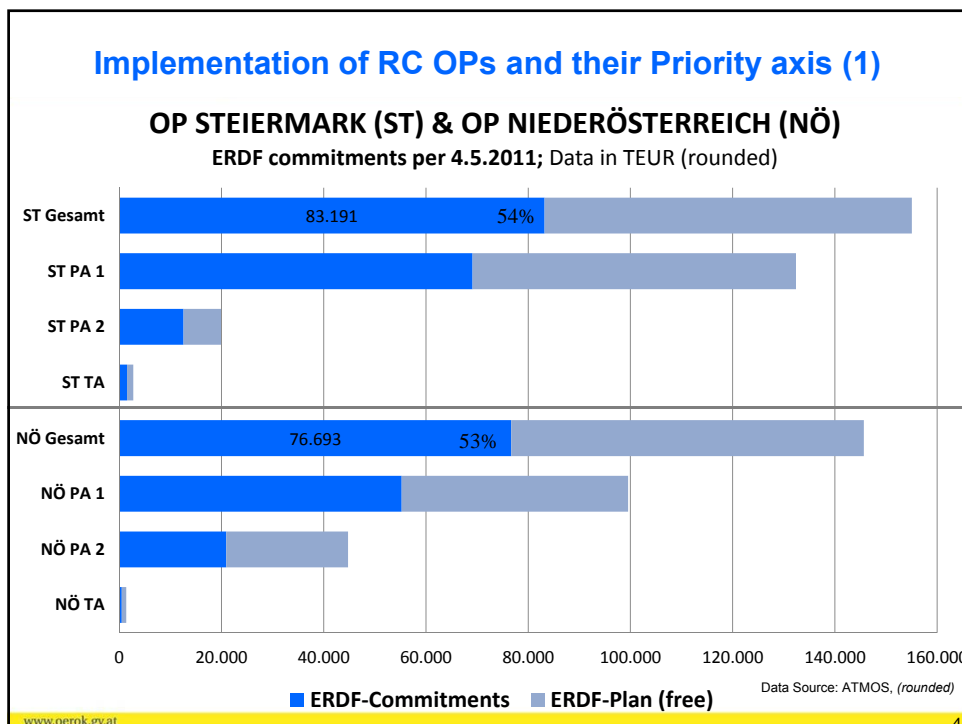
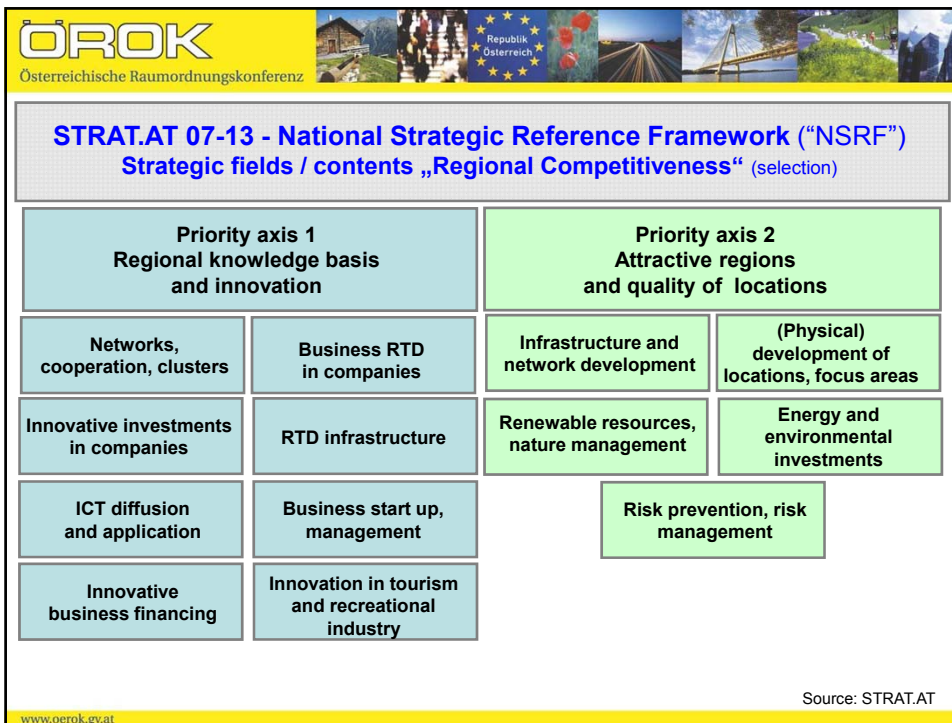
Overview

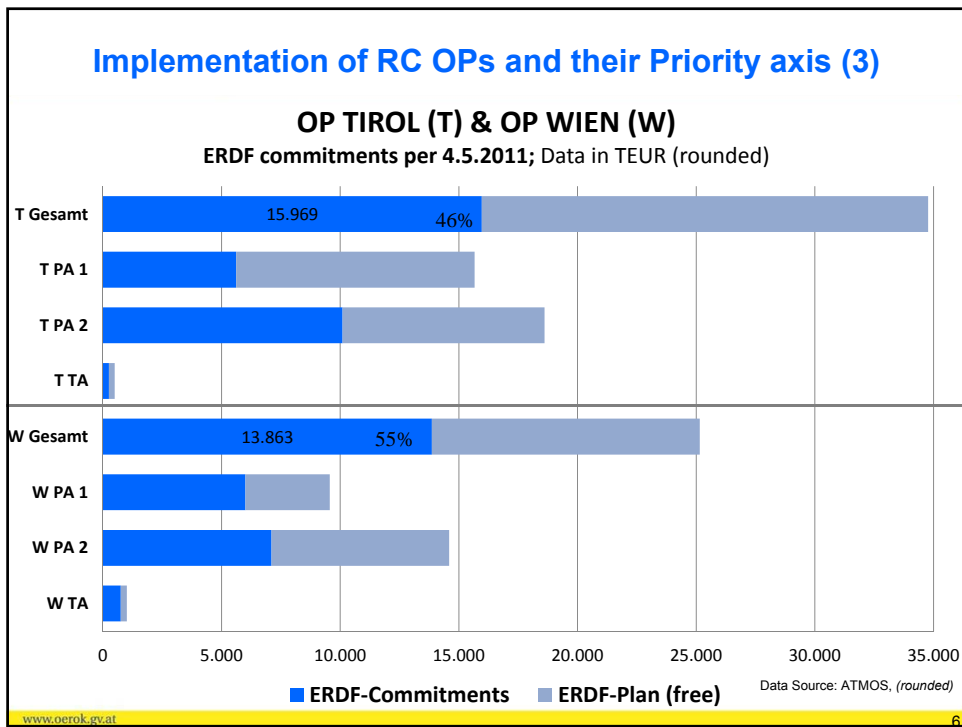
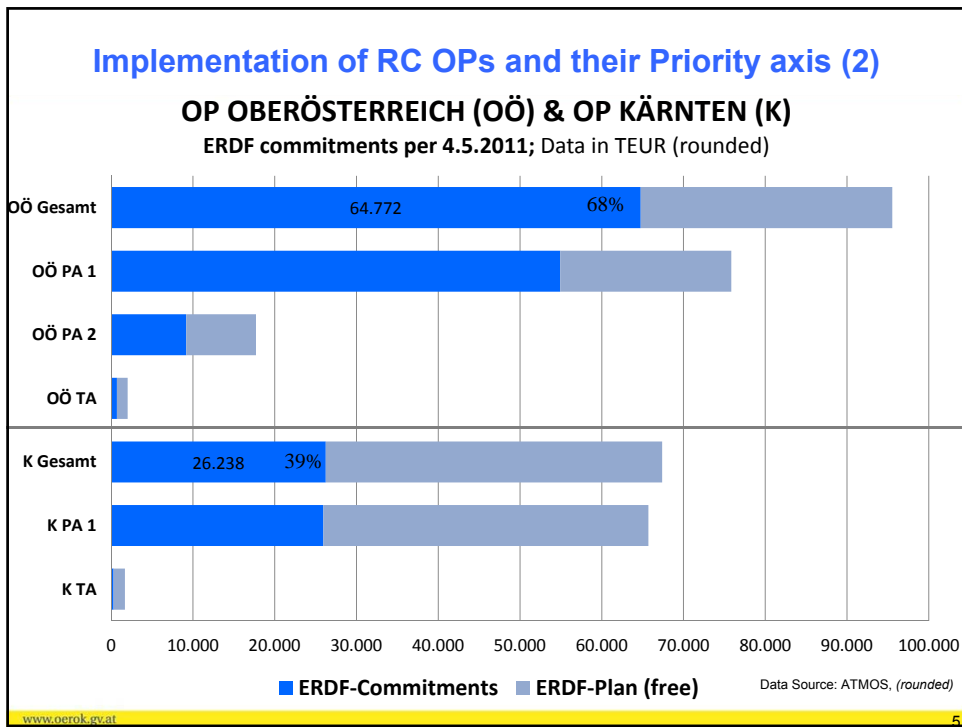
Current status of programme implementation 2007-2013



**ERDF-OPs Regional Competiveness (RC) 2007-2013:
Overview of current status of implementation**

column	ERDF Plan 2007-2013	ERDF-commitments (in Euro, rounded)						Δ MC 10=> MC 11 in %-Points
		Monitoring committee 2010 (MC 10) Data 31.05.2010		annual reports 2010 Data 31.12.2010		Monitoring Committee 2011 (MC 11) Data 04.05.2011		
		absolute	% of Plan 07-13	absolute	% of Plan 07-13	absolute	% of Plan 07-13	
	1	2	3=2/1	4	5=4/1	6	7=6/1	8=7-3
Kärnten	67.388.430	19.821.458	29%	22.567.151	33%	26.238.351	39%	10%
NÖ	145.646.798	53.951.035	37%	72.567.083	50%	76.693.040	53%	16%
OÖ	95.543.517	49.081.302	51%	63.338.895	66%	64.772.370	68%	16%
Salzburg	13.813.480	5.485.155	40%	7.083.540	51%	7.155.905	52%	12%
Steiermark	155.061.854	59.950.178	39%	77.716.637	50%	83.190.961	54%	15%
Tirol	34.772.988	12.970.224	37%	15.140.015	44%	15.969.065	46%	9%
Vorarlberg	17.660.129	7.788.816	44%	10.580.785	60%	10.928.068	62%	18%
Wien	25.151.861	8.010.784	32%	12.787.166	51%	13.862.816	55%	23%
Total	555.039.057	217.058.952	39%	281.781.272	51%	298.810.576	54%	15%

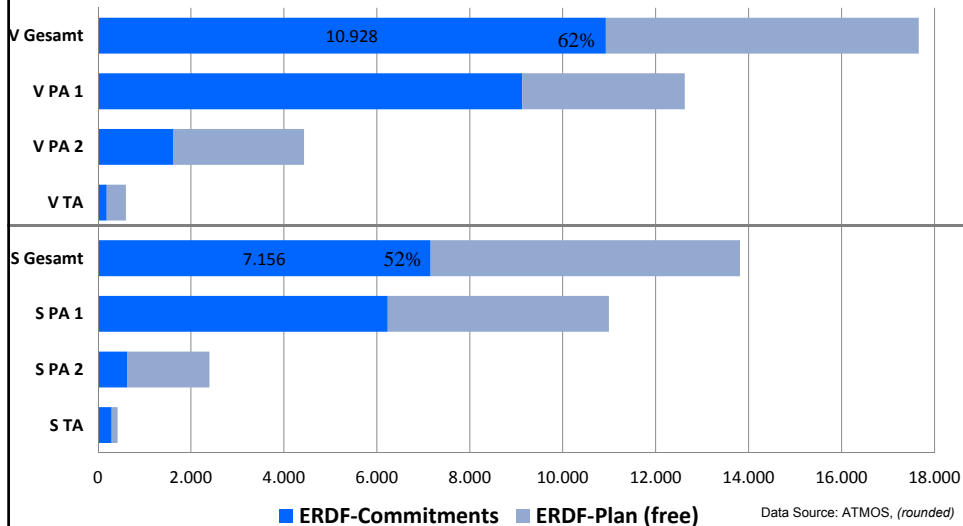




Implementation of RC OPs and their Priority axis (4)

OP VORARLBERG (V) & OP SALZBURG (S)

ERDF commitments per 4.5.2011; Data in TEUR (rounded)



www.oerok.gv.at

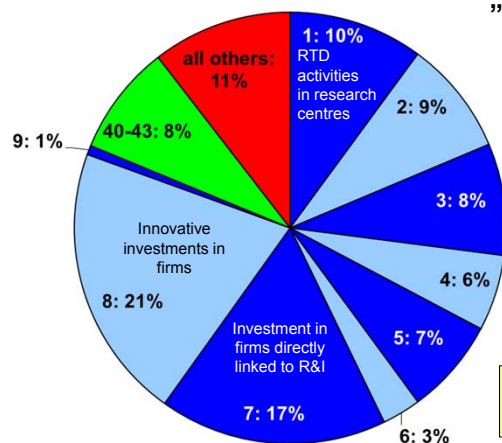
7

OÖROK
Österreichische Raumordnungskonferenz



ERDF-Commitments over all RC OPs „Codes Dimension Priority axis“

Data: 2011-05-04 (rounded)



90% Lisbon related Codes
(„Earmarking“)

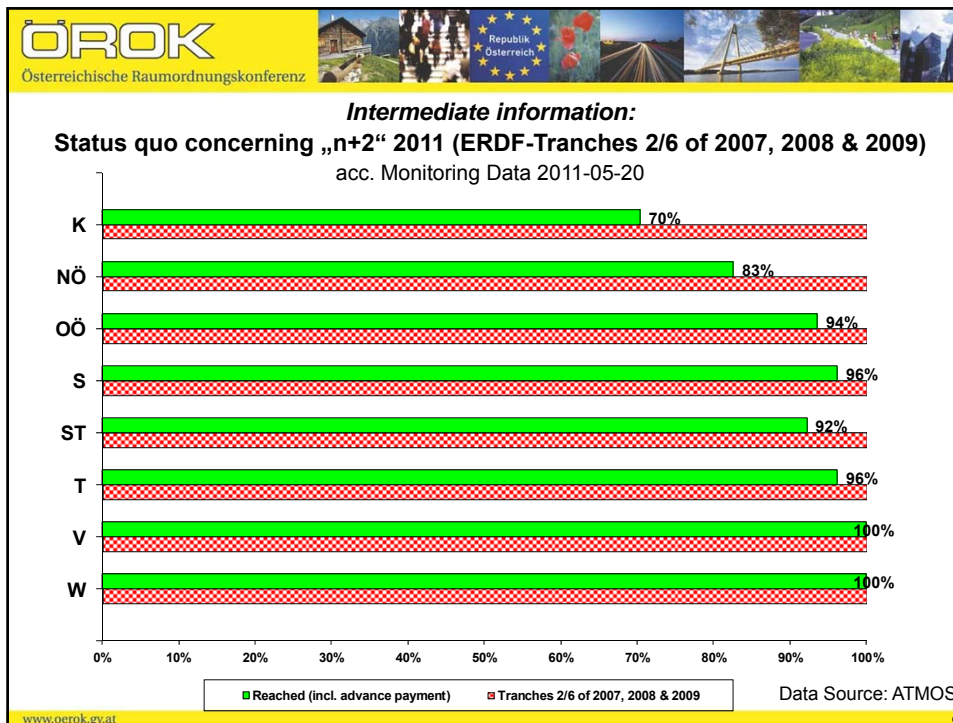
81% ∑ Codes 1-9
FTE, Innovation, Entrepreneurship

■ 1 ■ 2 ■ 3 ■ 4 ■ 5 ■ 6 ■ 7 ■ 8 ■ 9 ■ 40-43 ■ all others

Data Source: ATMOS

www.oerok.gv.at

8



- ÖROK**
Österreichische Raumordnungskonferenz
- To summarize...**
- **Progress in comparison to last MC Meeting 2010**
data 4.5.2011: +15 percentage points ERDF commitments
 - **54% of ERDF allocation for Regional competitiveness committed** (on OP-level between 39% and 68%)
 - **Overall balanced rate of commitments acc. Plan in Priority 1 (55%) and 2 (51%)** (varying on OP-level)
 - **5.623 projects committed** (including small consultancy projects)
 - **90% of commitments Lisbon-related**
 - ∑ Codes 1-9 (FTE, Innovation, Entrepreneurship): 81%
 - ∑ Codes 40-43 (Renewable Energy): 8%
 - ∑ Others (incl. Urban & Rural regeneration, Risk prev., Partnerships, etc): 11%
 - **Realisation:** 1,09bn€ total expenditures paid by final beneficiaries
255 M€ public funds (ERDF & national) paid out to final beneficiaries
- www.oerok.gv.at



Thank you for your attention!

Mag. Andreas Maier
T: +43/1/535-34-44/19
E: maier@oerok.gv.at
www.oerok.gv.at