



ÖROK
Österreichische Raumordnungskonferenz










TOP 3:

Overview








Current status of programme implementation 2007-2013

www.oerok.gv.at

1



ÖROK
Österreichische Raumordnungskonferenz

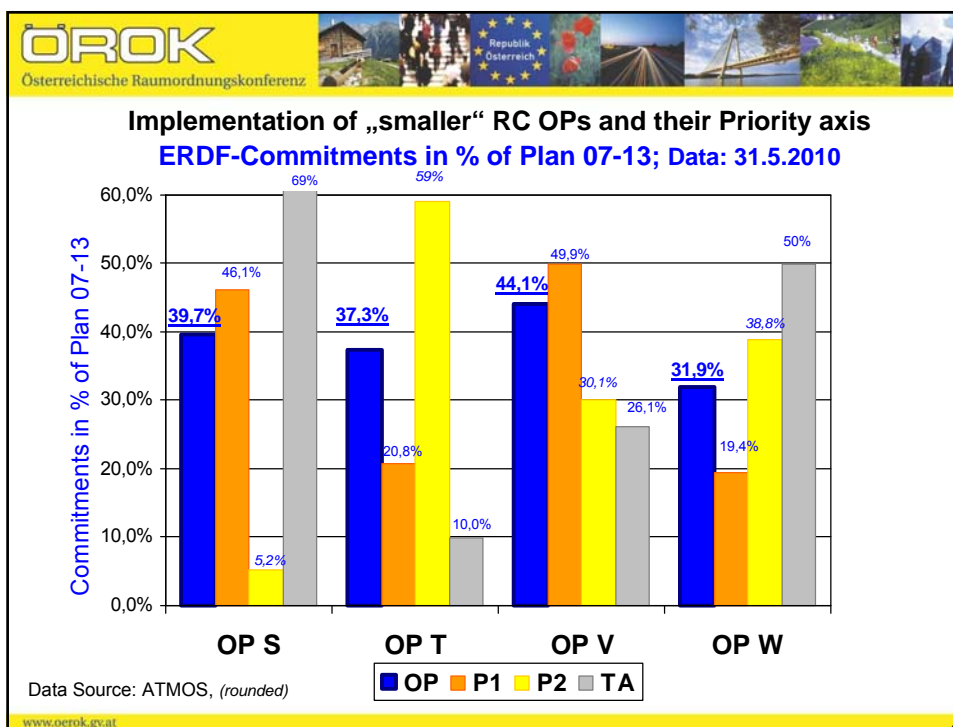
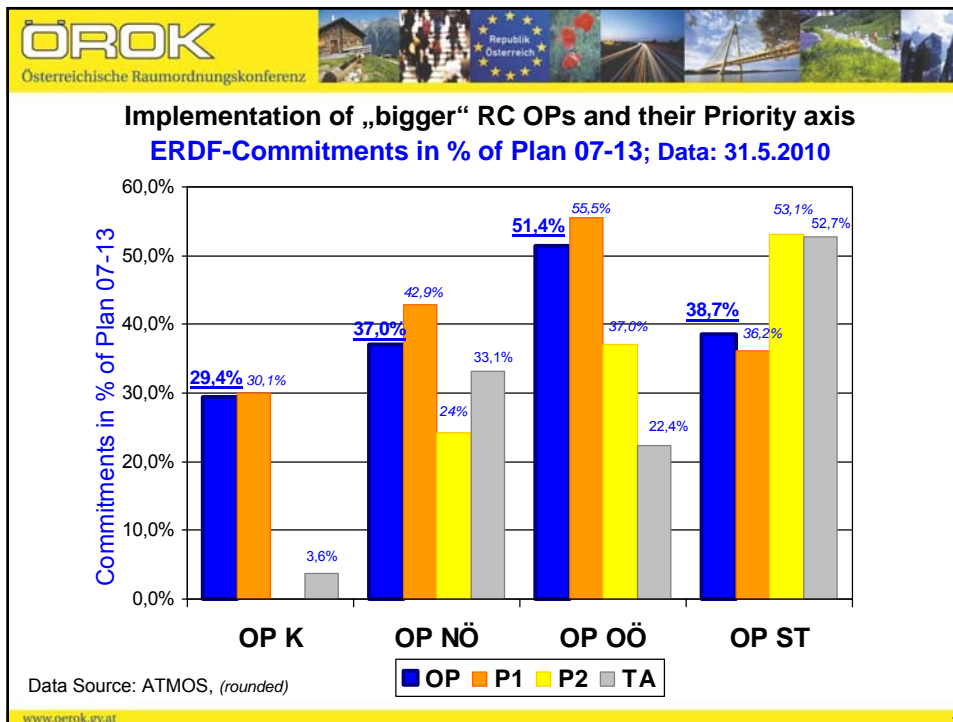
ERDF- OPs Convergence and Regional Competiveness (RC) 2007-2013:

Overview of current status of implementation

		STRAT.AT Report 2009		Monitoring Committee 2010	
		Data per 30.9.2009		Data per 31.5.2010	
Programme	ERDF Plan €	Commitment €	%	Commitment €	%
Burgenland (PHO)	125.026.964	13.775.251	11,0	30.628.744	24,5
Carinthia	67.388.430	12.242.064	18,2	19.821.458	29,4
Lower Austria	145.646.798	45.044.327	30,9	53.951.035	37,0
Upper Austria	95.543.517	38.866.948	40,7	49.081.302	51,4
Salzburg	13.813.480	3.794.425	27,5	5.485.155	39,7
Styria	155.061.854	43.472.292	28,0	59.950.178	38,7
Tyrol	34.772.988	9.530.130	27,4	12.970.224	37,3
Vorarlberg	17.660.129	4.213.554	23,9	7.788.816	44,1
Vienna	25.151.861	5.553.052	22,1	8.010.784	31,8
Total	680.066.021	176.492.041	26,0	247.697.696	36,4
Sub-Total RC	555.039.057	162.716.790	29,3	217.058.952	39,1

www.oerok.gv.at

2



ERDF-Commitments over all RC OPs, Codes Dimension Priority axis“ (in % of total)

**Data: 2010-05-31 (rounded)

EU (Group of) Codes for the Priority Theme Dimension* (selection)		Committed**
01-09	RTD, innovation and entrepreneurship	80%:
01	RTD activities in research centres	13%
02	RTD infrastructure (...)	5%
03	Technology transfer and improvement of cooperation networks (...)	10%
04	Assistance to RTD, particularly in SMEs	4%
05	Advanced support services for firms and group of firms	6%
06	Assistance to SMEs for the promotion of environmentally-friendly products and production processes (...)	2%
07	Investment in firms directly linked to research and innovation	20%
08	Other investment in firms	19%
09	Other measures to stimulate research, innovation and entrepreneurship in SMEs	1%
40-43	Renewable energy (solar, biomass, ...), Energy efficiency	8%
Others		12%:
10-32	Information society (10-14), Transport (16-32)	0,8%
44-54	Environmental protection and risk prevention	1,6%
55-60	Tourism, Culture	0,8%
61	Urban and rural regeneration	3,2%
62-79	Employment, Human capital, social infrastructure	1,2%
80-81	Partnerships, networking, policy improvement	2,9%
85-86	Technical assistance	1,2%

*Basis: Reg(CE)1828/2006, Annex II, Part A, Table 1

www.oerok.gv.at

5

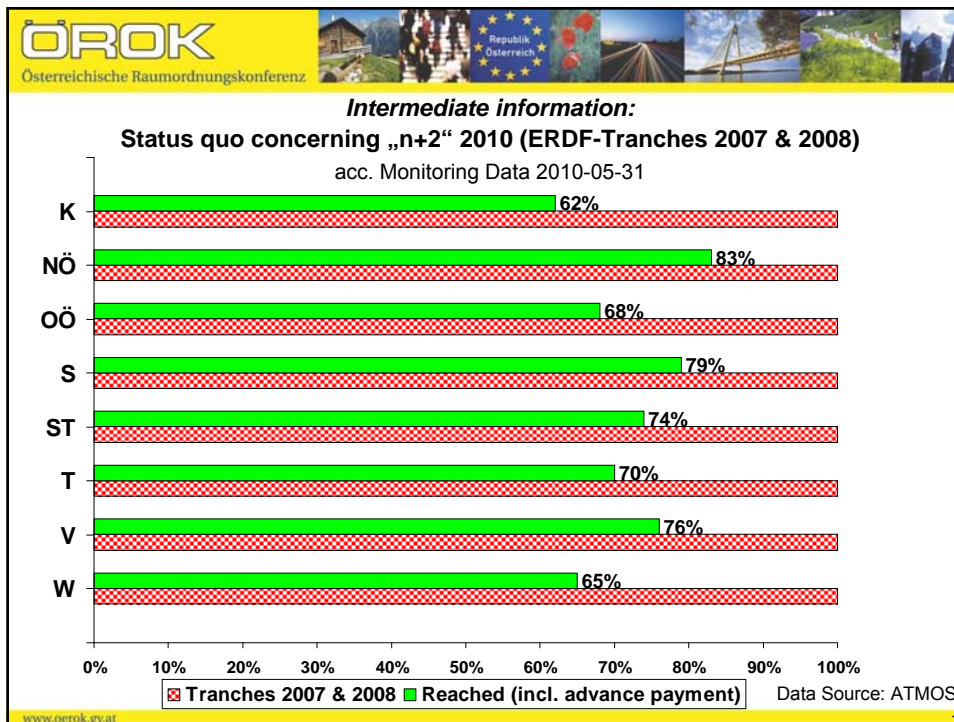
ERDF-Commitments over all RC OPs, Codes Dimension Priority axis“ (in % of total)

**Data: 2010-05-31 (rounded)

EU (Group of) Codes for the Priority Theme Dimension* (selection)		ind. Plan***	Committed**
01-09	RTD, innovation and entrepreneurship	77%:	80%:
01	RTD activities in research centres	7%	13%
02	RTD infrastructure (...)	4%	5%
03	Technology transfer and improvement of cooperation networks (...)	8%	10%
04	Assistance to RTD, particularly in SMEs	12%	4%
05	Advanced support services for firms and group of firms	6%	6%
06	Assistance to SMEs for the promotion of environmentally-friendly products and production processes (...)	5%	2%
07	Investment in firms directly linked to research and innovation	18%	20%
08	Other investment in firms	15%	19%
09	Other measures to stimulate research, innovation and entrepreneurship in SMEs	3%	1%
40-43	Renewable energy (solar, biomass, ...), Energy efficiency	5%	8%
Others		18%:	12%:
10-32	Information society (10-14), Transport (16-32)	3,9%	0,8%
44-54	Environmental protection and risk prevention	1,6%	1,6%
55-60	Tourism, Culture	2,2%	0,8%
61	Urban and rural regeneration	3,9%	3,2%
62-79	Employment, Human capital, social infrastructure	2,2%	1,2%
80-81	Partnerships, networking, policy improvement	2,6%	2,9%
85-86	Technical assistance	1,4%	1,2%

*Basis: Reg(CE)1828/2006, Annex II, Part A, Table 1

***Indicative breakdown for information purposes acc. Art. 37(1)d of Reg.(CE)1083/2006



To summarize...

- **Challenges of 2009** (overall economic development, administrative burden 07-13) **still valid, but at least partially some relief in sight**
- **Progress in comparison to STRAT.AT Report 2009 with data 30.9.2009:** +10 percentage points commitments of total allocation
- **39% of ERDF allocation for Regional competitiveness committed** (on OP-level between 29% and 51%)
- **Overall balanced rate of commitments acc. Plan in Priority 1 (40%) and 2 (37%)** (varying on OP-level)
- **2.230 projects** (excluding small consultancy projects)
- **90% of commitments Lisbon-related**
 - Σ Codes 1-9 (FTE, Innovation, Entrepreneurship): 80%
 - Σ Codes 40-43 (Renewable Energy): 8%
 - Σ Others (incl. Urban & Rural regeneration, Risk prev., Partnerships, etc): 12%



Thank you for your attention!

Mag. Andreas Maier
T: +43/1/535-34-44/19
E: maier@oerok.gv.at
www.oerok.gv.at